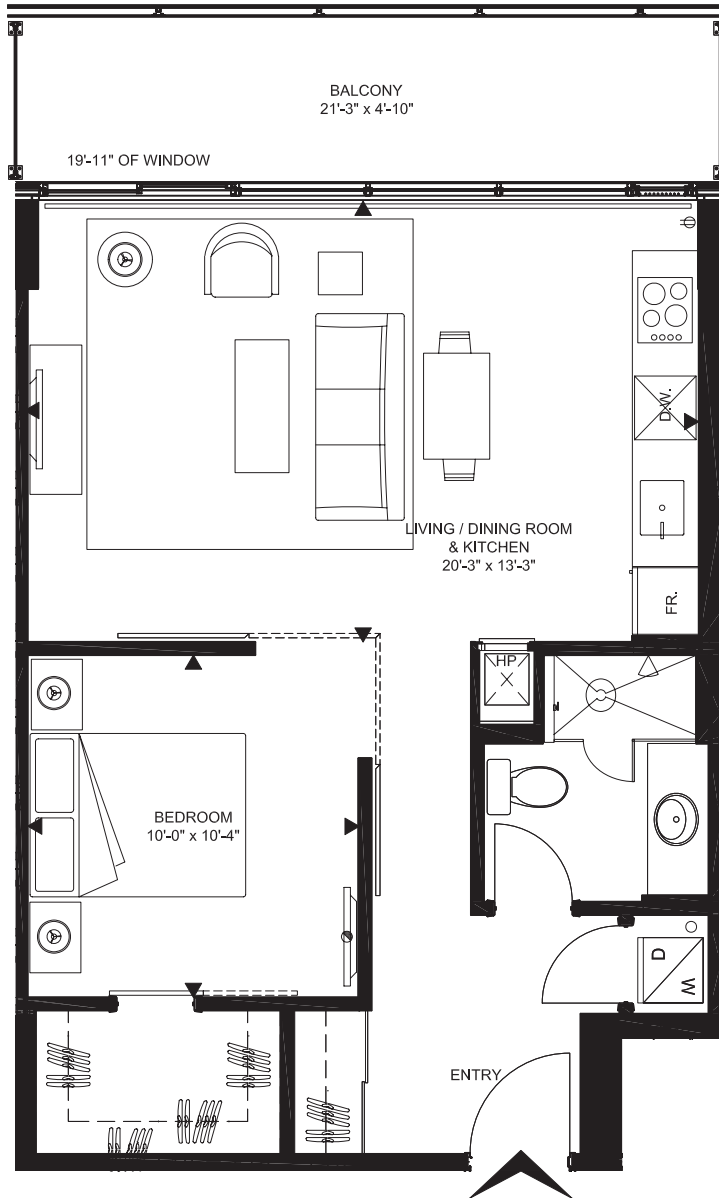


S O H O

L I S G A R

BOUTIQUE LUXURY RENTALS

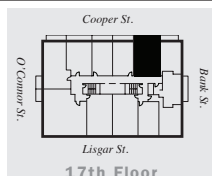
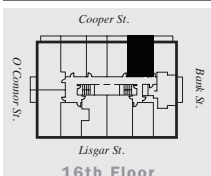
1608 & 1708 - B2 | 722 SQ.FT.
619 SQ.FT. SUITE + 103 SQ.FT. BALCONY
1 BEDROOM



SOHO FLOOR-TO-CEILING AND WALL-TO-WALL WINDOWS™ MAXIMIZES NATURAL LIGHT & VIEWS



WINDOW ELEVATION AS VIEWED FROM LIVING AREA OF SUITE B2



MASTERCRAFT STARWOOD
Investment Builders Since 1951

All dimensions and square footages are measured to the exterior face of perimeter walls, corridor and other common walls, and to the centre line of demising walls. Area occupied by interior partitions, chases and structural elements located within the suite also form part of the suite area. All dimensions and square footages are approximate and subject to normal construction variance, tolerances and changes resulting from unforeseen conditions. The developer reserves the right to make modification to the floor plans and unit dimensions at any time. Sizes and specifications subject to change without notice. Floor-to-ceiling height is approximately 9' except in kitchen, foyer, bathrooms and where required for bulkheads or due to mechanical requirements or site conditions. Floor-to-ceiling windows are an aluminum window wall system with vision panels extending from approx. 8" or less above finished floor to 8" below finished ceiling, to permit drapes and shear weave blinds. The width of window may vary from those indicated depending on site conditions. As it is constantly reviewing and improving its product, the developer reserves the right to make changes to features, amenities, specifications, materials, and suite and amenities floor plan layouts, in its sole and arbitrary discretion at any time without notice. SoHo, SoHo Lisgar and Mastercraft Starwood are registered trademarks of Starwood Group Inc. Prices are subject to availability, change or withdrawal without notice. Furniture not included. Actual square footage and window dimensions may vary from the stated floor plan. E. & O. E. 2024.